



TOYOTA

2024 Grand Highlander

2024 GRAND HIGHLANDER

More space means more memories.



Platinum Hybrid MAX shown in Storm Cloud. Never tow beyond a vehicle's published towing capacities.



Platinum Hybrid MAX interior shown in Black Leather and Ultrasuede® trim. Ultrasuede® is a registered trademark of Toray Industries, Inc.



Platinum AWD shown in Wind Chill Pearl. Extra-cost color.

Make family time more epic than ever.

With the latest and greatest intuitive tech, smart storage where you'd least expect it, and plenty of room to comfortably fit the whole family, the first-ever 2024 Toyota Grand Highlander is loaded with features that make this family SUV a real crowd-pleaser.

An incredibly spacious third row provides an ample 33.5 inches of leg room in case anyone needs to stretch out, still leaving 20.6 cu. ft. of cargo capacity¹ to pack in practically everything you need, with room to spare.

With three powertrain options, Grand Highlander's ready to give you the drive that best fits your lifestyle. Whether you're driving a Gas, Hybrid or Hybrid MAX model, each with available all-wheel-drive capability, Grand Highlander invites you to maximize your adventures.



See numbered footnotes in Disclosures section.



Platinum Hybrid MAX interior shown in Black leather and Ultrasuede® trim. Ultrasuede® is a registered trademark of Toray Industries, Inc. Cargo and load capacity limited by weight and distribution. Always properly secure cargo and cargo area.

Cargo capacity

Pack it all in. Even with every seat up, Grand Highlander still leaves you with 20.6 cu. ft. of space in the rear cargo area.¹ When cargo takes precedence, fold down its seats to reveal an impressive 97.5 cu. ft. of space.¹

Available hands-free power liftgate

One step ahead of your needs: Access Grand Highlander's rear cargo area with the touch of a button from your key fob, instrument panel or liftgate. Hands full? Activate the available kick function by waving your foot under the rear bumper.²

Fold-flat rear seats

Grand Highlander's available 60/40 second-row bench seating and 60/40 third row fold flat to maximize cargo space and versatility, so you can take on more adventures and return with even more memories.

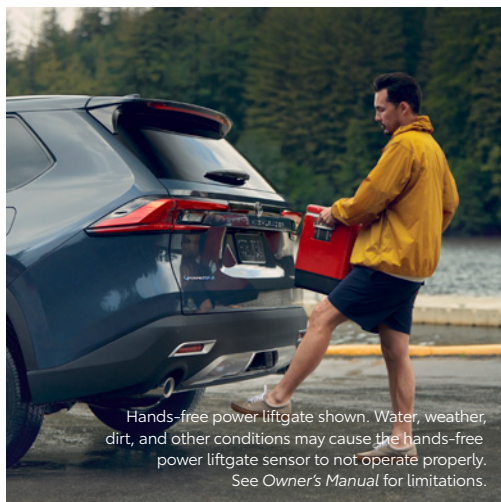
13 cup/bottle holders and thoughtful storage

Grand Highlander is equipped with plenty of convenient storage solutions to help keep everyone's things within reach. With 13 easily accessible cup/bottle holders, the only thing you'll be thirsting for is adventure.

CONVENIENCE

Space for everything and everyone.

Feel comfort that's more personal. Grand Highlander creates an inviting atmosphere for all with its easy-to-use storage and the capacity for practically anything you might need. Available heated and ventilated front- and second-row seats also give you and your passengers the option to warm up or cool down, keeping everyone happy.



Hands-free power liftgate shown. Water, weather, dirt, and other conditions may cause the hands-free power liftgate sensor to not operate properly. See Owner's Manual for limitations.



Platinum AWD interior shown in Portobello leather trim.



Platinum Hybrid MAX interior shown in Black leather and Ultrasuede® trim. Ultrasuede® is a registered trademark of Toray Industries, Inc.



Platinum AWD shown in Wind Chill Pearl. Extra-cost color.

PERFORMANCE

Freedom to explore more.

Meet the call to adventure head-on. Whether with a 2.4L turbocharged engine with an EPA-estimated 24 combined mpg rating, a Hybrid powertrain with an EPA-estimated 36 combined mpg rating, or a Hybrid MAX powertrain with an EPA-estimated 27 combined mpg rating,³ Grand Highlander can take you there.

All-Wheel Drive

When the road gets rough, drive on with confidence. AWD is available on all Grand Highlander powertrains, to give you greater control for powering through less-than-perfect road conditions with greater peace of mind.



Platinum AWD shown in Wind Chill Pearl. Extra-cost color.

Drive Modes with Multi-Terrain Select

Adjust Grand Highlander's driving dynamics to match your mood with three distinct drive modes (Sport, Eco and Normal). All-Wheel Drive (AWD) models also offer a Multi-Terrain Select feature for improved traction across varying landscapes. Choose between four modes (Mud & Sand, Rock & Dirt, Snow, and Normal). When activated, the system is designed to sense slippage and regulate wheelspin — helping to conquer the backroads.



Drive Modes with Multi-Terrain Select.

Towing capacity

When you want to bring more along for the ride, Grand Highlander is up for the task. Grand Highlander Hybrid MAX and Gas powertrains have up to a 5000-lb. towing capacity, while the Hybrid model's powertrain has up to 3500 lbs. of towing capacity.⁴



Platinum Hybrid MAX shown in Storm Cloud. Never tow beyond a vehicle's published towing capacities.

See numbered footnotes in Disclosures section.



Platinum AWD interior shown in Portobello leather trim using visual effects.



Platinum Hybrid MAX interior shown in Black leather and Ultrasuede® trim. Ultrasuede® is a registered trademark of Toray Industries, Inc.



Platinum AWD interior shown in Portobello leather trim.

Available leather-trimmed seats

Go the distance in comfort. Grand Highlander features an available 10-way power-adjustable driver's seat that lets you customize your favorite driving position, while the leather-trimmed seating adds to its sophistication.

INTERIOR

Premium comfort with epic views.

Experience first-class treatment. Grand Highlander's spacious cabin can entertain up to eight. Take in spectacular sights from the available second-row bench seating and roomy third row, where there's plenty of space to spread out.

Large third-row windows

See what's out there. With large third-row windows, rear-seat passengers can take in wide-angle views of your outings. These also provide the driver with a better view of the surroundings, for a more confident drive.

Panoramic glass moonroof

Let the sunshine in or gaze out at the stars. Grand Highlander's available front power tilt/slide moonroof opens for some fresh air, while a massive glass roof brings an added feeling of space to an already large cabin.

EXTERIOR

Grand in size and style.

Grand Highlander's all-new design features a modern look that's inviting from every angle. Clean and crisp LED headlights and available 20-in. alloy wheels contribute to a refined look that doesn't compromise on performance. Its larger silhouette, defined by sharp lines and bold surfaces, creates a sophisticated presence that's unmistakable.



Top, bottom left and bottom right: Platinum Hybrid MAX shown in Storm Cloud.

Athletic stance

Sporty wheels accentuated by clean, crisp fender flares add to Grand Highlander's commanding presence on and off the road. Highlighting its wide stance, these design features will turn heads wherever you're inspired to go.

Distinctive front grille

Giving Grand Highlander a striking look of its own is a unique front grille. Aggressive in design, with a sharp chrome grille garnish, it's always ready to announce your arrival.



HYBRID

Versatility to the MAX.

Get ready to zip down highways and country roads with electrified power. The performance-focused Grand Highlander Hybrid MAX has an EPA-estimated 27 mpg combined rating,³ so you can take your next spontaneous Saturday farther than ever.



Platinum Hybrid MAX interior shown in Black leather and Ultrasuede® trim. Ultrasuede® is a registered trademark of Toray Industries, Inc.



Platinum Hybrid MAX shown in Storm Cloud.



Platinum Hybrid MAX shown in Storm Cloud.



Platinum Hybrid MAX interior shown with Bronze accents and geometric-pattern trim.

Hybrid MAX powertrain

With 362 net combined horsepower, 400 lb.-ft. of torque and the ability to reach 0-60 mph in 6.3 seconds,⁵ Grand Highlander's available Hybrid MAX powertrain was engineered for the fast lane. This remarkable blend of power and efficiency results from the pairing of its turbocharged 2.4L engine with an electric motor.

Ultrasuede®- and leather-trimmed seats

Feel inspired at every touch. Grand Highlander Hybrid MAX features ultra-stylish black and bronze accents and geometric patterns throughout the interior. Its seats are also trimmed with Ultrasuede®⁶ material. The soft, smooth texture provides a premium appearance and will keep you comfortable wherever you're going.

See numbered footnotes in Disclosures section.

Technology that keeps up with you.

Take advantage of smarter and convenient technologies designed to simplify your everyday life.¹³ Trial periods available on select models for the listed Connected Services.* 4G network dependent.



Safety Connect®

Round-the-clock help when the unexpected happens.¹⁴

- ✓ Emergency Assistance Button (SOS)
- ✓ Enhanced Roadside Assistance¹⁵
- ✓ Automatic Collision Notification
- ✓ Stolen Vehicle Locator¹⁶



Service Connect

Being proactive to help keep your vehicle in peak condition.¹⁷

- ✓ Vehicle Health Report
- ✓ Vehicle Maintenance Alert
- ✓ Maintenance Reminder



Wi-Fi Connect

Turn your Toyota into a hotspot with 4G connectivity.¹⁸

- ✓ AT&T Hotspot
- ✓ Integrated Streaming for Apple Music^{®19} Subscriptions
- ✓ Integrated Streaming for Amazon Music²⁰ Subscriptions



Drive Connect

Enhanced features to get you where you need to be.²¹

- ✓ Destination Assist⁹
- ✓ Intelligent Assistant²²
- ✓ Cloud Navigation⁸




Remote Connect

Manage your vehicle, including remote start and much more.²³

- ✓ Digital Key¹¹ (if compatible; requires Remote Connect trial or subscription;²³ 1-year trial included)
- ✓ Remote Vehicle Start
- ✓ Unlock/Lock
- ✓ Remote Notifications
- ✓ Remote Climate
- ✓ Guest Driver
- ✓ Smartwatch Compatibility

*To view included trial details, please visit toyota.com/connected-services.



TOYOTA SAFETY SENSE™ (TSS) 3.0

Peace of mind comes standard.

Toyota Safety Sense™ 3.0 (TSS 3.0)²⁴ is a suite of safety and driver-assistance technologies designed to support driver awareness, decision-making and vehicle operation. These features are available on many new Toyota vehicles at no additional cost.



Pre-Collision System with Pedestrian Detection²⁵



Full-Speed Range Dynamic Radar Cruise Control²⁶



Lane Departure Alert with Steering Assist²⁷



Automatic High Beams²⁸



Lane Tracing Assist²⁹



Road Sign Assist³⁰



Proactive Driving Assist⁵⁶

GRAND HIGHLANDER MODELS



XLE

Includes these standard features

Mechanical/Performance

- ✓ 2.4L Turbo I4; 265 hp @ 6000 rpm; 310 lb.-ft. @ 1700 rpm
- ✓ Direct Shift-8AT 8-speed Electronically Controlled automatic Transmission (ECT)
- ✓ Available All-Wheel Drive (AWD)
- ✓ Up to 21 city/28 highway/24 combined est. mpg rating³
- ✓ Snow Mode + Drive Mode Select (Eco, Normal, Sport)
- ✓ Available Multi-Terrain Select (MTS) (Mud & Sand, Rock & Dirt, Normal)

Exterior Features

- ✓ Adjustable power liftgate with jam protection
- ✓ 18-in. silver-painted wheels
- ✓ LED headlights and taillights
- ✓ Black-painted front grille
- ✓ Heated power outside mirrors with blind spot warning indicators³¹
- ✓ Silver-painted roof rails
- ✓ Smart Key System on all doors and liftgate with Push Button Start, remote keyless entry system with lock, unlock, panic and liftgate functions

Interior Features

- ✓ Silver-painted dashboard trim and door trim
- ✓ Qi-compatible wireless smartphone charging³² with charge indicator light
- ✓ Seven USB-C ports⁷ (one media port and six charging ports) and two 12V outlets³³
- ✓ 13 cup and bottle holders
- ✓ Three-zone automatic climate control with air filter, separate second-row control panel, individual temperature settings for driver, front passenger and rear-seat passengers, and second- and third-row vents
- ✓ Auto-dimming rearview mirror with HomeLink^{®34} universal garage door opener
- ✓ SofTex[®]-trimmed³⁵ front-, second- and third-row seats; heated front seats; 10-way power-adjustable driver's seat including power lumbar support; 8-way power-adjustable front passenger seat
- ✓ 7-passenger seating with second-row fold-down captain's chairs and fold-down inboard armrests
- ✓ Digital Key¹¹ capability

Audio Multimedia

- ✓ Combination meter with analog gauges and 7-in. color Multi-Information Display (MID) with fuel economy, Driver Assist, vehicle/trip information, and warning messages
- ✓ 12.3-in. Toyota Audio Multimedia touchscreen
- ✓ 6-speaker audio system
- ✓ Wireless Apple CarPlay^{®36} & Android Auto^{™37} compatibility
- ✓ SiriusXM^{®38} 3-month Platinum Plan trial subscription³⁸
- ✓ Connected Services trials,¹³ including Safety Connect^{®34} Service Connect,¹⁷ Drive Connect,²¹ Remote Connect²³ and Wi-Fi Connect¹⁸ (4G network dependent)

Safety/Convenience

- ✓ Toyota Safety Sense[™] 3.0 (TSS 3.0)²⁴
- ✓ Star Safety System[™]
- ✓ Eight airbags³⁹
- ✓ Rear-seat reminder⁴⁰
- ✓ Blind Spot Monitor (BSM)³¹ with Rear Cross-Traffic Alert (RCTA)⁴¹

Packages/Options

- ✓ Panoramic moonroof
- ✓ Bench seat



Limited

Adds these top features to those offered on XLE

Mechanical/Performance

- ✓ 2.4L Turbo I4; 265 hp @ 6000 rpm; 310 lb.-ft. @ 1700 rpm
- ✓ Direct Shift-8AT 8-speed Electronically Controlled automatic Transmission (ECT)
- ✓ Available All-Wheel Drive (AWD)
- ✓ Up to 21 city/28 highway/24 combined est. mpg rating³
- ✓ Snow Mode + Drive Mode Select (Eco, Normal, Sport)
- ✓ Available Multi-Terrain Select (MTS) (Mud & Sand, Rock & Dirt, Normal)

Exterior Features

- ✓ Rear lower bumper in dark gray metallic finish
- ✓ Rear spoiler with long LED center high-mount stop light
- ✓ Front lower bumper in dark gray metallic finish
- ✓ Height-adjustable foot-activated power liftgate with jam protection²
- ✓ 20-in. silver alloy wheels
- ✓ LED Daytime Running Lights (DRL) with on/off feature
- ✓ LED fog lights
- ✓ Rain-sensing washer-linked intermittent windshield wipers and variable rear wiper
- ✓ Heated power-folding outside mirrors with blind spot warning indicators³¹

Interior Features

- ✓ 120V auxiliary AC power outlets⁴²
- ✓ Leather-trimmed heated tilt/telescopic steering wheel
- ✓ Ambient interior lighting
- ✓ Front doorsill metal scuff plate
- ✓ Driver's-seat memory function
- ✓ Heated second-row outboard seats
- ✓ Leather-trimmed front- and second-row seats; heated and ventilated front seats; 10-way power-adjustable driver's seat including power lumbar support; 8-way power-adjustable front passenger seat; seat memory function

Audio Multimedia

- ✓ 12.3-in. digital meter with selectable gauge display screens and fuel economy, Driver Assist, vehicle/trip information, and warning messages
- ✓ 11-speaker JBL^{®43} Premium Audio including subwoofer and amplifier

Packages/Options

- ✓ Panoramic moonroof
- ✓ Bench seat
- ✓ Panoramic View Monitor⁴⁴



Platinum

Adds these top features to those offered on Limited

Mechanical/Performance

- ✓ 2.4L Turbo I4; 265 hp @ 6000 rpm; 310 lb.-ft. @ 1700 rpm
- ✓ Direct Shift-8AT 8-speed Electronically Controlled automatic Transmission (ECT)
- ✓ All-Wheel Drive (AWD)
- ✓ Up to 20 city/26 highway/22 combined est. mpg rating³
- ✓ Snow Mode + Drive Mode Select (Eco, Normal, Sport)
- ✓ Multi-Terrain Select (MTS) (Mud & Sand, Rock & Dirt, Normal)

Exterior Features

- ✓ 20-in. chrome multi-spoke wheels
- ✓ Power tilt/slide panoramic roof with power sunshade

Interior Features

- ✓ LED rear hatch cargo illumination
- ✓ Leather-trimmed heated tilt/telescopic steering wheel with paddle shifters
- ✓ Digital rearview mirror with HomeLink^{®34} universal transceiver
- ✓ Heated and ventilated second-row outboard seats
- ✓ 10-in. color Head-Up Display (HUD) with speedometer and Road Sign Assist (RSA),³⁰ navigation⁴⁵ and Hybrid System Indicator (Hybrid models only)

Safety/Convenience

- ✓ Traffic Jam Assist¹⁰
- ✓ User Profile Face Identification

GRAND HIGHLANDER HYBRID MODELS



Hybrid XLE

Includes these top features

Mechanical/Performance

- ✓ 2.5L I4 Hybrid; 245 net system hp⁴⁶
- ✓ Available On-Demand Electronic All-Wheel Drive (AWD)
- ✓ Up to 37 city/34 highway/36 combined est. mpg rating³
- ✓ Snow Mode + Drive Mode Select (Eco, Normal, Sport)
- ✓ Available Multi-Terrain Select (MTS) (Mud & Sand, Rock & Dirt, Normal)

Exterior Features

- ✓ Adjustable power liftgate with jam protection
- ✓ 18-in. silver-painted wheels
- ✓ LED headlights and taillights
- ✓ Black-painted front grille
- ✓ Heated power outside mirrors with blind spot warning indicators³¹
- ✓ Silver-painted roof rails
- ✓ Smart Key System on all doors and liftgate with Push Button Start, remote keyless entry system with lock, unlock, panic and liftgate functions

Interior Features

- ✓ Second-row retractable window sunshades
- ✓ Qi-compatible wireless smartphone charging³² with charge indicator light
- ✓ Seven USB-C ports⁷ (one media port and six charging ports) and two 12V outlets³³
- ✓ 13 cup and bottle holders
- ✓ Three-zone automatic climate control with air filter, separate second-row control panel, individual temperature settings for driver, front passenger and rear-seat passengers, and second- and third-row vents
- ✓ Auto-dimming rearview mirror with HomeLink^{®34} universal garage door opener
- ✓ Dual sun visors with sliding function and illuminated vanity mirrors
- ✓ SofTex[®]-trimmed³⁵ front-, second- and third-row seats; heated front seats; 10-way power-adjustable driver's seat including power lumbar support; 8-way power-adjustable front passenger seat
- ✓ 7-passenger seating with second-row fold-down captain's chairs and fold-down inboard armrests
- ✓ Digital Key¹¹ capability

Audio Multimedia

- ✓ Combination meter with analog gauges and 7-in. color Multi-Information Display (MID) with fuel economy, Driver Assist, vehicle/trip information, and warning messages
- ✓ 12.3-in. Toyota Audio Multimedia touchscreen
- ✓ 6-speaker audio system
- ✓ Wireless Apple CarPlay^{®36} & Android Auto^{™37} compatibility
- ✓ SiriusXM^{®38} 3-month Platinum Plan trial subscription³⁸
- ✓ Connected Services trials,¹³ including Safety Connect^{®14} Service Connect,¹⁷ Drive Connect,²¹ Remote Connect²³ and Wi-Fi Connect¹⁸ (4G network dependent)

Safety/Convenience

- ✓ Toyota Safety Sense[™] 3.0 (TSS 3.0)²⁴
- ✓ Star Safety System[™]
- ✓ Eight airbags³⁹
- ✓ Rear-seat reminder⁴⁰
- ✓ Blind Spot Monitor (BSM)³¹ with Rear Cross-Traffic Alert (RCTA)⁴¹

Packages/Options

- ✓ Panoramic moonroof
- ✓ Bench seat



Hybrid Limited

Adds these top features to those offered on Hybrid XLE

Mechanical/Performance

- ✓ 2.5L I4 Hybrid; 245 net system hp⁴⁶
- ✓ On-Demand Electronic All-Wheel Drive (AWD)
- ✓ Electronically controlled Continuously Variable Transmission (ECVT)
- ✓ Up to 37 city/34 highway/36 combined est. mpg rating³
- ✓ Snow Mode + Drive Mode Select (Eco, Normal, Sport)

Exterior Features

- ✓ Rear lower bumper in dark gray metallic finish
- ✓ Rear spoiler with long LED center high-mount stop light
- ✓ Front lower bumper in dark gray metallic finish
- ✓ Height-adjustable foot-activated power liftgate with jam protection²
- ✓ 20-in. silver multi-spoke wheels
- ✓ LED Daytime Running Lights (DRL) with on/off feature
- ✓ LED fog lights
- ✓ Rain-sensing washer-linked intermittent windshield wipers and variable rear wiper
- ✓ Heated power-folding outside mirrors with blind spot warning indicators³¹

Interior Features

- ✓ Two 120V outlets (1500W shared)⁴⁷ located on the bottom rear of center console and in the luggage area
- ✓ Leather-trimmed heated tilt/telescopic steering wheel
- ✓ Ambient interior lighting
- ✓ Front doorsill metal scuff plate
- ✓ Driver's-seat memory function
- ✓ Heated second-row outboard seats
- ✓ Leather-trimmed front- and second-row seats; heated and ventilated front seats; 10-way power-adjustable driver's seat including power lumbar support; 8-way power-adjustable front passenger seat; seat memory function

Audio Multimedia

- ✓ 12.3-in. digital meter with selectable gauge display screens and fuel economy, Driver Assist, vehicle/trip information, and warning messages
- ✓ 11-speaker JBL^{®43} Premium Audio including subwoofer and amplifier

Packages/Options

- ✓ Panoramic moonroof
- ✓ Bench seat
- ✓ Panoramic View Monitor⁴⁴



Hybrid MAX Limited

Adds these top features to those offered on Hybrid Limited

Mechanical/Performance

- ✓ Hybrid MAX 2.4L Turbo I4 Hybrid; 362 net system hp⁴⁶ @ 6000 rpm; 400 lb.-ft. @ 2000 rpm
- ✓ Direct Shift-6AT 6-speed Electronically Controlled automatic Transmission (ECT)
- ✓ Full-Time Electronic All-Wheel Drive (AWD)
- ✓ Up to 26 city/27 highway/27 combined est. mpg rating³
- ✓ Snow Mode + Drive Mode Select (Eco, Normal, Sport)
- ✓ Multi-Terrain Select (MTS) (Mud & Sand, Rock & Dirt, Normal)

Exterior Features

- ✓ Rear lower bumper in silver-painted finish
- ✓ Front lower bumper chin spoiler in silver-painted finish
- ✓ Dual exhaust
- ✓ 20-in. two-tone multi-spoke machined and black wheels

Interior Features

- ✓ Bronze-painted dashboard trim and black geometric-pattern door trim
- ✓ Two 120V outlets (1500W shared)⁴⁷ located on the bottom rear of center console and in the luggage area
- ✓ Leather-trimmed heated tilt/telescopic steering wheel with paddle shifters
- ✓ Leather-trimmed with Ultrasuede^{®6} front- and second-row seats; heated and ventilated front seats; 10-way power-adjustable driver's seat including power lumbar support; 8-way power-adjustable front passenger seat; seat memory function

Packages/Options

- ✓ Panoramic moonroof
- ✓ Panoramic View Monitor⁴⁴

GRAND HIGHLANDER HYBRID MODELS



Hybrid MAX Platinum

Adds these top features to those offered on Hybrid MAX Limited

Mechanical/Performance

- ✓ Hybrid MAX 2.4L Turbo I4 Hybrid; 362 net system hp⁴⁶ @ 6000 rpm; 400 lb.-ft. @ 2000 rpm
- ✓ Direct Shift-6AT 6-speed Electronically Controlled automatic Transmission (ECT)
- ✓ Full-Time Electronic All-Wheel Drive (AWD)
- ✓ Up to 26 city/27 highway/27 combined est. mpg rating³
- ✓ Snow Mode + Drive Mode Select (Eco, Normal, Sport)
- ✓ Multi-Terrain Select (MTS) (Mud & Sand, Rock & Dirt, Normal)

Exterior Features

- ✓ 20-in. two-tone multi-spoke silver-and-black wheels
- ✓ Power tilt/slide panoramic roof with power sunshade


Interior Features

- ✓ LED rear hatch cargo illumination
- ✓ Leather-trimmed heated tilt/telescopic steering wheel with paddle shifters
- ✓ Digital rearview mirror with HomeLink^{®34} universal transceiver
- ✓ Heated and ventilated second-row outboard seats
- ✓ 10-in. color Head-Up Display (HUD) with speedometer and Road Sign Assist (RSA),³⁰ navigation⁴⁵ and Hybrid System Indicator (Hybrid models only)

Safety/Convenience

- ✓ Traffic Jam Assist¹⁰
- ✓ User Profile Face Identification

GRAND HIGHLANDER COLORS & TRIMS




Midnight Black Metallic




Storm Cloud



Blueprint



Ruby Flare Pearl⁴⁸



Celestial Silver Metallic




Coastal Cream




Wind Chill Pearl⁴⁸

XLE and Hybrid XLE SofTex^{®35} trim shown in Black



Light Gray

Limited and Hybrid Limited leather trim shown in Black



Light Gray

Platinum leather trim shown in Light Gray




Black




Portobello

Hybrid MAX Limited leather trim with Ultrasuede^{®6} shown in Black




Light Gray

Hybrid MAX Platinum leather trim with Ultrasuede^{®6} shown in Black



Light Gray



Portobello

GRAND HIGHLANDER WHEELS



XLE 18-in.
silver-painted wheels



Limited 20-in.
silver-finished wheels



Platinum 20-in.
chrome-finished wheel



Hybrid MAX Limited 20-in.
two-tone multi-spoke
machined and black wheel



Hybrid MAX Platinum 20-in.
two-tone multi-spoke
silver-and-black wheels

GRAND HIGHLANDER ACCESSORIES

This is a great way to add extra personality to your Grand Highlander. Not every accessory is available in your area, so for a complete list of accessories, go to toyota.com/grandhighlander/accessories.



Roof rack cross bars⁴⁹



20-in. satin-black wheel



Black emblem overlay



Tow hitch



Rear cargo lights



Illuminated cargo sills



All-weather cargo liner¹



Illuminated doorsills



Logo side puddle light

WARRANTIES

Every Toyota Car, Truck and SUV is built to exceptional standards. And that's not idle boasting. We back it up with these Limited Warranty Coverages:

Basic: 36 months/36,000 miles (all components other than normal wear and maintenance items).

Hybrid-Related Component Coverage: Hybrid-related components, including the battery control module, hybrid control module and inverter with converter, are covered for 8 years/100,000 miles. Refer to applicable *Warranty and Maintenance Guide* for details.

Hybrid Battery: HV battery is covered for 10 years or 150,000 miles, whichever comes first. Warranty coverage is subject to terms and conditions. Refer to applicable *Warranty and Maintenance Guide* for details.

Powertrain: 60 months/60,000 miles (engine, transmission/transaxle, drive system, seatbelts and airbags).

Rust-Through: 60 months/unlimited miles (corrosion perforation of sheet metal).

Emissions: Coverages vary under Federal and California regulations. Refer to applicable *Warranty and Maintenance Guide* for details.

Accessories: For Genuine Toyota Accessories purchased at the time of the new vehicle purchase, the Toyota Accessory Warranty coverage is in effect for 36 months/36,000 miles from the vehicle's in-service date, which is the same coverage as the Toyota New Vehicle Limited Warranty.

For Genuine Toyota Accessories purchased after the new vehicle purchase the coverage is 12 months, regardless of mileage, from the date the accessory was installed on the vehicle, or the remainder of any applicable new vehicle warranty, whichever provides greater coverage.

You may be eligible for transportation assistance if it's necessary that your vehicle be kept overnight for repairs covered under warranty. Please see your authorized Toyota dealership for further details.

For complete details about Toyota's warranties, please visit www.toyota.com, refer to the applicable *Warranty and Maintenance Guide* or see your Toyota dealer.

GRAND HIGHLANDER FEATURES⁵⁰

S = Standard O = Optional A = Available P = Available as part of a package

Exterior	XLE	Limited	Platinum	Hybrid XLE	Hybrid Limited	Hybrid MAX Limited	Hybrid MAX Platinum
Dual exhaust						S	S
Adjustable power liftgate with jam protection	S			S			
Height-adjustable foot-activated power liftgate with jam protection ²		S	S		S	S	S
20-in. two-tone multi-spoke machined and black wheels						S	
20-in. two-tone multi-spoke silver-and-black wheels							S
20-in. chrome multi-spoke wheels			S				
20-in. silver alloy wheels		S			S		
18-in. silver-painted wheels	S			S			
LED Daytime Running Lights (DRL) with on/off feature		S	S		S	S	S
LED taillights	S	S	S	S	S	S	S
LED fog lights		S	S		S	S	S
LED headlights	S	S	S	S	S	S	S
Black-painted front grille	S	S	S	S	S		
Acoustic noise-reducing front windshield and front side windows	S	S	S	S	S	S	S
Privacy glass on rear side, quarter and liftgate windows	S	S	S	S	S	S	S
Color-keyed outside door handles	S	S	S	S	S	S	S
Rain-sensing washer-linked intermittent windshield wipers and variable rear wiper		S	S		S	S	S
Washer-linked intermittent windshield wipers and variable rear wiper	S			S			
Power tilt/slide panoramic roof with power sunshade	O	O	S	O	O	O	S
Rear lower bumper in dark gray metallic finish		S	S		S		
Rear lower bumper in silver-painted finish						S	S
Rear lower bumper in material black	S			S			
Front lower bumper chin spoiler in silver-painted finish						S	S
Front lower bumper in dark gray metallic finish		S	S		S		
Front lower bumper in material black	S			S			
Windshield wiper de-icer	S	S	S	S	S	S	S
Rear liftgate windshield washer and backup camera washer	S	S	S	S	S	S	S
Rear liftgate windshield defogger	S	S	S	S	S	S	S
Heated power outside mirrors with blind spot warning indicators ³¹	S			S			
Heated power-folding outside mirrors with blind spot warning indicators ³¹		S	S		S	S	S
Rear spoiler with long LED center high-mount stop light		S	S		S	S	S
Rear spoiler with LED center high-mount stop light	S			S			
Silver-painted roof rails	S	S	S	S	S	S	S

Interior

Silver-painted dashboard trim and door trim	S			S			
Bronze-painted dashboard trim and black geometric-pattern door trim						S	S
Second-row retractable window sunshades	S	S	S	S	S	S	S
Power door locks with shift-linked automatic lock/unlock feature	S	S	S	S	S	S	S
Qi-compatible wireless smartphone charging ³² with charge indicator light	S	S	S	S	S	S	S
Two 120V auxiliary AC power outlets ⁴²		S	S				
Two 120V outlets (1500W shared) ⁴⁷ located on the bottom rear of center console and in the luggage area					S	S	S
Seven USB-C ports ⁷ (one media port and six charging ports) and two 12V outlets ³³	S	S	S	S	S	S	S
Soft-touch roll-top center console with removable utility tray	S	S	S	S	S	S	S
13 cup and bottle holders	S	S	S	S	S	S	S
Three-zone automatic climate control with air filter, separate second-row control panel, individual temperature settings for driver, front passenger and rear-seat passengers, and second- and third-row vents	S	S	S	S	S	S	S
Power windows with auto up/down in all positions and jam protection	S	S	S	S	S	S	S
Leather-trimmed heated tilt/telescopic steering wheel with paddle shifters			S			S	S
Leather-trimmed heated tilt/telescopic steering wheel		S			S		
LED rear hatch cargo illumination			S				S
Ambient interior lighting		S	S		S	S	S
10-in. color Head-Up Display (HUD) with speedometer and Road Sign Assist (RSA), ³⁰ navigation ⁴⁵ and Hybrid System Indicator (Hybrid models only)			S				S
Digital rearview mirror with HomeLink ³⁴ universal transceiver			S				S
Auto-dimming rearview mirror with HomeLink ³⁴ universal garage door opener	S	S		S	S	S	
Overhead console with sunglasses storage and maplights	S	S	S	S	S	S	S
Front doorsill metal scuff plate		S	S		S	S	S
Dual sun visors with sliding function and illuminated vanity mirrors	S	S	S	S	S	S	S
Driver's-seat memory function		S	S		S	S	S
Heated second-row outboard seat		S			S	S	

See numbered footnotes in Disclosures section.

GRAND HIGHLANDER FEATURES⁵⁰

S = Standard O = Optional A = Available P = Available as part of a package

Interior (continued)	XLE	Limited	Platinum	Hybrid XLE	Hybrid Limited	Hybrid MAX Limited	Hybrid MAX Platinum
Heated and ventilated second-row outboard seats			S				S
Leather-trimmed with Ultrasuede ^{®66} front- and second-row seats; heated and ventilated front seats; 10-way power-adjustable driver's seat including power lumbar support; 8-way power-adjustable front passenger seat; seat memory function						S	S
Leather-trimmed front- and second-row seats; heated and ventilated front seats; 10-way power-adjustable driver's seat including power lumbar support; 8-way power-adjustable front passenger seat; seat memory function					S		
SofTex [®] -trimmed ³⁵ front-, second- and third-row seats; heated front seats; 10-way power-adjustable driver's seat including power lumbar support; 8-way power-adjustable front passenger seat	S			S			
8-passenger seating with 60/40 split, sliding and reclining fold-down second-row bench seats; 60/40 split, fold-down third-row seats with sliding headrests and recline function	O	O		O	O		
7-passenger seating with second-row fold-down captain's chairs and fold-down inboard armrests, adjustable headrests and two cup holders mounted on the floor; and 60/40 split, fold-down third-row seats with sliding headrests and recline function	S	S	S	S	S	S	S
Combination meter with analog gauges and 7-in. color Multi-Information Display (MID) with fuel economy, Driver Assist, vehicle/trip information, and warning messages	S			S			
12.3-in. digital meter with selectable gauge display screens and fuel economy, Driver Assist, vehicle/trip information, and warning messages		S	S		S	S	S
Smart Key System on all doors and liftgate with Push Button Start, remote keyless entry system with lock, unlock, panic and liftgate functions	S	S	S	S	S	S	S

Audio Multimedia

11-speaker JBL ^{®43} Premium Audio including subwoofer and amplifier		S	S		S	S	S
12.3-in. Toyota Audio Multimedia touchscreen with wireless Apple CarPlay ^{®36} & Android Auto ^{™37} compatibility, SiriusXM ^{®38} 3-month Platinum Plan trial ³⁸ subscription. See toyota.com/audio-multimedia for details.	S	S	S	S	S	S	S
6-speaker audio system	S			S			

Connected Services¹³

Safety Connect ^{®14} with up to 10-year trial subscription ¹⁴ — includes Emergency Assistance Button, Enhanced Roadside Assistance, ¹⁵ Automatic Collision Notification, and Stolen Vehicle Locator. ¹⁶ 4G network dependent.	S	S	S	S	S	S	S
Service Connect ¹⁷ with up to 10-year trial subscription ¹⁷ — receive personalized maintenance updates and vehicle health reports. 4G network dependent.	S	S	S	S	S	S	S
Remote Connect ²³ with 1-year trial subscription ²³ — remotely interact with your vehicle through the Toyota app ⁵¹ via your smartwatch. Allowing you to lock/unlock doors, start and stop the vehicle, locate your last parked location, check vehicle status, and monitor guest drivers. 4G network dependent.	S	S	S	S	S	S	S
Drive Connect ²¹ with 1-year trial subscription ²¹ — includes Cloud Navigation ⁸ with Google Points-of-Interest (POI) data, Intelligent Assistant ²² with Hey, Toyota, and Destination Assist. ⁹ 4G network dependent.	S	S	S	S	S	S	S
Wi-Fi Connect ¹⁸ with up to 3 GB within 30-day trial subscription ¹⁸ — with AT&T Wi-Fi hotspot and Integrated Streaming (Apple Music ^{®19} and Amazon Music ²⁰) compatibility. 4G network dependent.	S	S	S	S	S	S	S

Safety and Convenience

Downhill Assist Control (DAC) ⁵²	S (AWD)	S (AWD)	S (AWD)	S (AWD)	S (AWD)	S (AWD)	S (AWD)
Driver and front passenger seatbelt warning	S	S	S	S	S	S	S
Adjustable front seatbelt shoulder anchors and driver and front passenger seatbelt pretensioners with force limiters	S	S	S	S	S	S	S
3-point seatbelts for all seating positions; driver's-side Emergency Locking Retractor (ELR) and Automatic/Emergency Locking Retractor (ALR/ELR) on all passenger seatbelts	S	S	S	S	S	S	S
Rear-passenger seatbelt reminder	S	S	S	S	S	S	S
LATCH (Lower Anchors and Tethers for Children) includes lower anchors and tethers on outboard second-row seats and tether anchor on third-row seats	S	S	S	S	S	S	S
Digital Key ⁵¹ capability	S	S	S	S	S	S	S
Hill Start Assist Control (HAC) ⁵³	S	S	S	S	S	S	S
Child-protector rear door locks and power window lockout control	S	S	S	S	S	S	S
Panoramic View Monitor ⁴⁴ with 360-degree Overhead View in low-speed drive and reverse, and Curb View		O	S		O	O	S
Anti-theft system with alarm and engine immobilizer ⁵⁴	S	S	S	S	S	S	S

See numbered footnotes in Disclosures section.

GRAND HIGHLANDER FEATURES⁵⁰

S = Standard O = Optional A = Available P = Available as part of a package

Safety and Convenience (continued)

	XLE	Limited	Platinum	Hybrid XLE	Hybrid Limited	Hybrid MAX Limited	Hybrid MAX Platinum
Traffic Jam Assist ¹⁰ (requires Drive Connect trial or subscription) ²¹			S				S
Front and Rear Parking Assist with Automatic Braking (PA w/AB) ⁵⁵		S	S		S	S	S
Blind Spot Monitor (BSM) ³¹ with Rear Cross-Traffic Alert (RCTA) ⁴¹	S	S	S	S	S	S	S
Toyota Safety Sense™ 3.0 (TSS 3.0) ²⁴ — Pre-Collision System with Pedestrian Detection (PCS w/PD), ²⁵ Full-Speed Range Dynamic Radar Cruise Control (DRCC), ²⁶ Lane Departure Alert with Steering Assist (LDA w/SA), ²⁷ Lane Tracing Assist (LTA), ²⁹ Road Sign Assist (RSA), ³⁰ Automatic High Beams (AHB), ²⁸ Proactive Driving Assist (PDA) ⁵⁶	S	S	S	S	S	S	S
Backup camera ⁵⁷ with dynamic gridlines	S	S	S	S	S	S	
User Profile Face Identification			S				S
Tire Pressure Monitor System (TPMS) ⁵⁸ (individual tires)	S	S	S	S	S	S	S
Eight airbags ³⁹ — driver airbag, front passenger airbag, driver knee airbag, seat cushion airbag (passenger), front side airbags, curtain shield airbags	S	S	S	S	S	S	S
Star Safety System™ — includes Electronically Controlled Braking (ECB), Enhanced Vehicle Stability Control (VSC), ⁵⁹ Traction Control (TRAC), Anti-lock Brake System (ABS), Electronic Brake-force Distribution (EBD), Brake Assist (BA) ⁶⁰ and Smart Stop Technology® (SST) ⁶¹	S	S	S	S	S	S	S
Star Safety System™ — includes Enhanced Vehicle Stability Control (VSC), ⁵⁹ Traction Control (TRAC), Anti-lock Brake System (ABS), Electronic Brake-force Distribution (EBD), Brake Assist (BA) ⁶⁰ and Smart Stop Technology® (SST) ⁶¹	S	S	S	S	S	S	S
Predictive Fuel-Efficient Drive ⁶²				S	S		

Mechanical Performance

Hybrid MAX powertrain — 2.4-liter 4-cylinder turbo Hybrid MAX 16-valve D-4S injection engine with Dual Variable Valve Timing with intelligence (VVT-i); 362 net combined hp ⁴⁶ @ 6000 rpm; 400 lb.-ft. @ 2000-3000 rpm						S	S
Gasoline engine — 2.4-liter 4-cylinder turbocharged 16-valve D-4S injection engine with Dual Variable Valve Timing with intelligence (VVT-i) and Stop and Start Engine System (S&S); ⁶³ 265 hp @ 6000 rpm; 310 lb.-ft. @ 1700-3600 rpm	S	S	S				
Hybrid powertrain — 2.5-liter L4HV Double Overhead Cam (DOHC) 16-valve D-4S injection engine; 245 combined net hp; ⁴⁶ 177 lb.-ft. @ 4400 rpm				S	S		
Stop and Start Engine System (S&S) ⁶³	S	S	S				
Drive Mode Select (DMS) with Sport, Eco, Normal and Snow Modes	S	S	S			S	S
Multi-Terrain Select (MTS) with MUD & SAND, ROCK & DIRT, and NORMAL Modes			S			S	S
Drive Mode Select (DMS) with Sport, Eco, Normal and EV ⁶⁴ Modes				S			
Drive Mode Select (DMS) with Sport, Eco, Normal, EV ⁶⁴ and Trail Modes					S		
Multi-link rear suspension with stabilizer bar	S	S	S	S	S	S	S
Independent MacPherson strut front suspension with stabilizer bar	S	S	S	S	S	S	S
Electric Power Steering (EPS); electric power-assisted rack-and-pinion	S	S	S	S	S	S	S
Turning circle diameter (curb-to-curb) (ft.)	19.03	19.03	19.03	19.03	19.03	19.03	19.03
Electronically controlled Continuously Variable Transmission (ECVT)				S	S		
Dynamic Torque Control AWD	S (AWD)	S (AWD)	S	S (AWD)		S	S
Front-Wheel Drive (FWD)	S	S		S			
Direct Shift-6AT 6-speed automatic transmission						S	S
Direct Shift-8AT 8-speed Electronically Controlled automatic Transmission (ECT)	S	S	S				
Full-Time Electronic All-Wheel Drive (AWD)						S	S
Electronic On-Demand AWD system				S (AWD)	S		
Maximum tongue weight (10% of tow rating) (lb.) ⁴	500	500	500	350	350	500	500
Maximum towing capacity (lb.) ⁴	5000	5000	5000	3500	3500	5000	5000
Super Ultra Low Emission Vehicle 30 (SULEV 30) ⁶⁵	S	S	S	S	S	S	S
Power-assisted, ventilated 13.3-in. front disc brakes and ventilated 13.3-in. rear disc brakes	S	S	S	S	S	S	S

GRAND HIGHLANDER FEATURES⁵⁰

S = Standard O = Optional A = Available P = Available as part of a package

Dimensions	XLE	Limited	Platinum	Hybrid XLE	Hybrid Limited	Hybrid MAX Limited	Hybrid MAX Platinum
Track (front/rear)	65.3/65.4	65.3/65.4	65.3/65.4	65.3/65.4	65.3/65.4	65.3/65.4	65.3/65.4
Wheelbase (in.)	116.1	116.1	116.1	116.1	116.1	116.1	116.1
Length (in.)	201.4	201.4	201.4	201.4	201.4	201.4	201.4
Ground clearance (in.)	8	8	8	8	8	8	8
Overall height (with antenna/without antenna) (in.)	72.1/70.1	72.1/70.1	72.1/70.1	72.1/70.1	72.1/70.1	72.1/70.1	72.1/70.1
Width (without mirrors) (in.)	78.3	78.3	78.3	78.3	78.3	78.3	78.3
Front-row head room, with panoramic moonroof (in.)	40	40	40	40	40	40	40
Front-row head room, without panoramic moonroof (in.)	41.5	41.5	NA	41.5	41.5	41.5	NA
Front-row shoulder room (in.)	60.2	60.2	60.2	60.2	60.2	60.2	60.2
Front-row hip room (in.)	56.5	56.5	56.5	56.5	56.5	56.5	56.5
Front-row leg room (in.)	41.7	41.7	41.7	41.7	41.7	41.7	41.7
Second-row head room, with panoramic moonroof (in.)	38.5	38.5	38.5	38.5	38.5	38.5	38.5
Second-row head room, without panoramic moonroof (in.)	40.2	40.2	NA	40.2	40.2	40.2	NA
Second-row shoulder room (in.)	58.8	58.8	58.8	58.8	58.8	58.8	58.8
Second-row hip room (in.)	57	57	57	57	57	57	57
Second-row leg room (in.)	39.5	39.5	39.5	39.5	39.5	39.5	39.5
Third-row head room (in.)	37.2	37.2	37.2	37.2	37.2	37.2	37.2
Third-row shoulder room (in.)	57.5	57.5	57.5	57.5	57.5	57.5	57.5
Third-row hip room (in.)	45.7	45.7	45.7	45.7	45.7	45.7	45.7
Third-row leg room (in.)	33.5	33.5	33.5	33.5	33.5	33.5	33.5
Approach/departure angle (degrees)	16.9/22.3	16.9/22.3	16.9/22.3	16.9/22.3	16.9/22.3	16.9/22.3	16.9/22.3
Ramp breakover angle	16.8	16.8	16.8	16.8	16.8	16.8	16.8

Weight/Capacities

Curb weight (lb.) (standard seating config.)	4300	4420	4575	4455	4710	4920	4920
Gross Vehicle Weight Rating (GVWR) (lb.) (standard seating config.)	6010	6010	6030	6030	6125	6340	6340
Cargo volume, behind second-row seats (cu. ft.) ¹	57.9	57.9	57.9	57.9	57.9	57.9	57.9
Cargo volume, behind front seats (cu. ft.) ¹	97.5	97.5	97.5	97.5	97.5	97.5	97.5
Cargo volume, all seats up (cu. ft.) ¹	20.6	20.6	20.6	20.6	20.6	20.6	20.6
Seating	7	7	7	7	7	7	7
Fuel tank (gal.)	17.83	17.83	17.83	17.17	17.17	17.17	17.17
Trailer-Sway Control (TSC) ⁶⁶	S	S	S	S	S	S	S
EPA passenger volume (with panoramic moonroof/ without panoramic moonroof) (cu. ft.)	149/153.3	149/153.3	149/NA	149/153.3	149/153.3	149/153.3	149/NA

DISCLOSURES

1. Cargo and load capacity limited by weight and distribution. Always properly secure cargo and cargo area. 2. Water, weather, dirt, and other conditions may cause the hands-free power liftgate sensor to not operate properly. See *Owner's Manual* for limitations. 3. EPA-estimated 21 city/28 highway/24 combined mpg rating for 2024 Grand Highlander XLE FWD and Limited FWD; EPA-estimated 21 city/27 highway/23 combined mpg rating for 2024 Grand Highlander XLE AWD; EPA-estimated 20 city/26 highway/22 combined mpg rating for 2024 Grand Highlander Limited AWD and Platinum AWD. EPA-estimated 37 city/34 highway/36 combined mpg rating for 2024 Grand Highlander Hybrid XLE FWD; EPA-estimated 36 city/32 highway/34 combined mpg rating for 2024 Grand Highlander Hybrid XLE AWD and 2024 Grand Highlander Hybrid Limited AWD; EPA-estimated 26 city/27 highway/27 combined mpg rating for 2024 Grand Highlander Hybrid MAX Limited AWD and Hybrid MAX Platinum AWD. Use for comparison purposes only. Your mileage will vary for many reasons, including your vehicle's condition and how/where you drive. See www.fueleconomy.gov. 4. Never tow beyond a vehicle's published towing capacities. Before towing, confirm your vehicle and trailer are compatible, hooked up and loaded properly and that you have any necessary additional equipment. The maximum you can tow depends on base curb weight plus the total weight of any cargo, occupants, and added vehicle equipment. Follow all instructions in your *Owner's Manual*. 5. Performance figures are for comparison only and were obtained with prototype vehicles by professional drivers. 6. Ultrasuede® is a registered trademark of Toray Industries, Inc. 7. May not be compatible with all mobile phones, smart devices, tablets, e-readers, MP3/WMA players and like models. 8. Cloud Navigation requires a trial or subscription to Drive Connect. Drive Connect availability and accuracy depend on certain factors outside of Toyota's control in order to operate, including 4G network availability, a cellular connection and GPS signal. Without any one or more of these things, operability may be limited or precluded. Services subject to change at any time without notice. Requires app download/registration and subscription after trial (if applicable). Terms of Use apply. Data charges may apply. See *Owner's Manual* and <https://www.toyota.com/connected-services/> for limitations. To learn about Toyota's Connected Services data collection, use, sharing and retention practices, visit <https://www.toyota.com/support/privacy-notice/>. 9. Destination Assist requires a trial or subscription to Drive Connect. Drive Connect availability and accuracy depend on certain factors outside of Toyota's control in order to operate, including 4G network availability, a cellular connection and GPS signal. Without any one or more of these things, operability may be limited or precluded. Services subject to change at any time without notice. Requires app download/registration and subscription after trial (if applicable). Terms of Use apply. Data charges may apply. See *Owner's Manual* and <https://www.toyota.com/connected-services/> for limitations. To learn about Toyota's Connected Services data collection, use, sharing and retention practices, visit <https://www.toyota.com/support/privacy-notice/>. 10. Traffic Jam Assist is not an automated driving system, requires driver supervision at all times, and is designed to function on controlled access freeways at speeds of 25 mph or less. Use this system in accordance with applicable laws. Before operating, refer to *Owner's Manual* for instructions and limitations. 11. Digital Key function requires Remote Connect trial or subscription. Use only if aware of circumstances surrounding vehicle and it is legal and safe to do so (e.g., do not remotely start engine if vehicle is in an enclosed space or vehicle is occupied by a child). Remote Connect depends on factors outside of Toyota's control, including an operative telematics device, a cellular connection, GPS signal, and the availability of a compatible wireless network, without which system functionality and availability may be limited or precluded. Digital Key also requires Bluetooth® connectivity. Service may vary by vehicle and region. Requires app download and registration/subscription after trial (if applicable). Terms of Use apply. Data charges may apply. Remote start/stop not available on manual transmission-equipped vehicles. Services subject to change at any time without notice. See usage precautions and service limitations in Toyota *Owner's Manual* and at <https://www.toyota.com/connected-services/> for additional details. To learn about Toyota's Connected Services data collection, use, sharing and retention practices, please visit <https://www.toyota.com/privacyvts/>. 12. A compatible Bluetooth®-enabled phone must first be paired. Phone performance depends on software, coverage and carrier. The Bluetooth® word mark and logos are registered trademarks of Bluetooth SIG, Inc. Use of such marks by Toyota is under license. 13. Toyota Connected Services depend on certain factors outside of Toyota's control in order to operate, including cellular network availability and GPS signal. Without either of these things, operability may be limited or precluded, including access to response center and emergency support. Services vary by vehicle and are subject to change at any time without notice. Requires app download/registration and subscription after trial (if applicable). Terms of Use apply. Data charges may apply. See *Owner's Manual* and <https://www.toyota.com/connected-services/>. For Toyota's Connected Services' data collection, use, sharing and retention practices, please visit <https://www.toyota.com/support/privacy-notice/>. Connected Services trials are at no extra cost. All trials begin on the original date of purchase or lease of a new vehicle, with the exception of Wi-Fi, for which the trial begins at the time of activation. Paid subscription required after trial in order to continue accessing the respective services. Terms of Use apply. 14. Safety Connect® depends on factors outside of Toyota's control in order to operate, including cellular network availability and GPS signal. Without either of these things, operability may be limited or precluded, including access to response center and emergency support. Stolen vehicle police report required to use Stolen Vehicle Locator. If subscription includes Automatic Collision Notification, it will activate only in limited circumstances. Services vary by vehicle and are subject to change at any time without notice. Terms of Use apply. Data charges may apply. See *Owner's Manual* and <https://www.toyota.com/connected-services/>. For Toyota's Connected Services' data collection, use, sharing and retention practices, please visit <https://www.toyota.com/support/privacy-notice/>. A Safety Connect® trial is included for up to 10 years on select vehicles with paid Connected Services packages. See your Toyota dealer for details. 4G network dependent. 15. Requires cellular network availability, a cellular connection and GPS signal. May not work in all areas. Service may vary by vehicle and region. See Toyota dealer for details and exclusions. 16. Building and/or parking structures may limit system effectiveness. Stolen vehicle police report required to use Stolen Vehicle Locator. For additional assistance contact the Toyota Brand Engagement Center at 1-800-331-4331. 17. Service Connect depends on certain factors outside of Toyota's control in order to operate, including cellular network availability and GPS signal. Without either of these things, operability may be limited or precluded. Information provided is based on the last time data was collected from vehicle and is not real-time data. Services vary by vehicle and are subject to change at any time without notice. Terms of Use apply. Data charges may apply. See usage precautions and service limitations in *Owner's Manual* and <https://www.toyota.com/connected-services/>. To learn about Toyota's Connected Services' data collection, use, sharing and retention practices, please visit <https://www.toyota.com/support/privacy-notice/>. The Service Connect trial is included for up to 10 years. 4G network dependent. 18. Service not available everywhere or in every vehicle. Depends on cellular network availability and GPS signal. Without either of these things, operability may be limited or precluded. Up to 5 devices can be supported using in-vehicle connectivity. Services subject to change at any time without notice. The Wi-Fi Connect trial begins at the time of enrollment and expires the earlier of 3 GB data use or the 1-month trial period ends. Paid subscription required after trial. Select models include Integrated Streaming capability, which requires a separate subscription to third-party provider services. Data charges may apply. Valid in the contiguous U.S. and Alaska. Go to <https://myvehicle.att.com/#/toyota/learn?language=en&country=US> for terms and conditions. The Wi-Fi Connect trial begins at the time of enrollment and expires when 30 days or the earlier of 3 GB of data is used or the 1-month period ends. Subscription required after trial. Integrated Streaming requires separate subscriptions to third-party provider services. Terms of Use apply. 19. Apple Music and the Apple logo are trademarks of Apple Inc., registered in the U.S. and other countries. Requires Wi-Fi Connect subscription after trial (if applicable) and your own Apple Music account. 20. Amazon, Amazon Music, and related marks are trademarks of Amazon.com, Inc., or its affiliates. 21. Drive Connect availability and accuracy depend on certain factors outside of Toyota's control in order to operate, including 4G network availability, a cellular connection and GPS signal. Without any one or more of these things, operability may be limited or precluded. Services subject to change at any time without notice. Requires app download/registration and subscription after trial (if applicable). Terms of Use apply. Data charges may apply. See *Owner's Manual* and <https://www.toyota.com/connected-services/> for limitations. To learn about Toyota's Connected Services data collection, use, sharing and retention practices, visit <https://www.toyota.com/support/privacy-notice/>. Trial period begins on original purchase or lease date of new vehicle. Paid subscription required after trial (if applicable). Terms of Use apply. 22. Intelligent Assistant requires a trial or subscription to Drive Connect. Drive Connect availability and accuracy depend on certain factors outside of Toyota's control in order to operate, including 4G network availability, a cellular connection and GPS signal. Without any one or more of these things, operability may be limited or precluded. Services subject to change at any time without notice. Requires app download/registration and subscription after trial (if applicable). Terms of Use apply. Data charges may apply. See *Owner's Manual* and <https://www.toyota.com/connected-services/> for limitations. To learn about Toyota's Connected Services data collection, use, sharing and retention practices, visit <https://www.toyota.com/support/privacy-notice/>. 23. Use only if aware of circumstances surrounding vehicle it is legal safe to do so (e.g., do not remotely start a gas engine vehicle in an enclosed space or if vehicle is occupied by a child). Remote Connect depends on certain factors outside of Toyota's control in order to operate, including cellular network availability and GPS signal. Without either of these things, operability may be limited or precluded. Services subject to change at any time without notice. Bluetooth® connectivity is required if your subscription includes Digital Key capability. Remote start/stop only available on select models. See your Toyota dealer for details. Terms of Use apply. Data charges may apply. See *Owner's Manual* and <https://www.toyota.com/connected-services/>. To learn about Toyota's Connected Services' data collection, use, sharing and retention practices, please visit <https://www.toyota.com/support/privacy-notice/>. Trial period begins on original purchase or lease date of new vehicle. Paid subscription required after trial (if applicable). Terms of Use apply. 24. Toyota Safety Sense™ effectiveness is dependent on many factors including road, weather and vehicle conditions. Drivers are responsible for their own safe driving. Always pay attention to your surroundings and drive safely. See *Owner's Manual* for limitations. 25. The Pre-Collision System (PCS) with Pedestrian Detection (PD) is designed to determine if impact is imminent and help reduce impact speed and damage in certain frontal collisions involving a vehicle, a pedestrian or a bicyclist. PCS w/PD is not a substitute for safe and attentive driving. System effectiveness depends on many factors, such as speed, size and position of pedestrian or bicyclist and weather, light and road conditions. See *Owner's Manual* for limitations. 26. Full-Speed Range Dynamic Radar Cruise Control is not a substitute for safe and attentive driving. See *Owner's Manual* for instructions and limitations. 27. Lane Departure Alert with Steering Assist is designed to read visible lane markers under certain conditions. It provides a visual/audible alert and slight steering force when lane departure is detected. It is not a collision-avoidance system or a substitute for safe and attentive driving. Effectiveness depends on many factors including road, weather and vehicle conditions. See *Owner's Manual* for limitations. 28. Automatic High Beams operate at speeds above 21 mph. See *Owner's Manual* for instruction and limitations. 29. The Lane Tracing Assist (LTA) lane centering function is designed to read visible lane markers and detect other vehicles under certain conditions. It is only operational when DRCC is engaged. See *Owner's Manual* for limitations. 30. Road Sign Assist only recognizes certain road signs. See *Owner's Manual* for limitations. 31. Do not rely exclusively on Blind Spot Monitor. Look over shoulder and use turn signal. See *Owner's Manual* for limitations. 32. Charging may not be compatible with all mobile phones, smart devices, tablets, e-readers, MP3/WMA players and like products. 33. Rated for 12 volts/10 amps. See *Owner's Manual* for additional limitations and details. 34. HomeLink® and the HomeLink® house icon are registered trademarks of Genetex Corporation. 35. SofTex® is a registered trademark of Toyota Motor Sales, U.S.A., Inc. 36. Apps and services are subject to change at any time without notice. Data charges may apply. Apple CarPlay® functionality requires a compatible iPhone® connected wirelessly to the vehicle. Apple CarPlay® is a registered trademark of Apple Inc. 37. To wirelessly use Android Auto on your car display, you need a compatible Android smartphone with an active data plan. You can check which smartphones are compatible at g.co/androidauto/requirements. Operability depends on network availability, a cellular connection and GPS signal. Services subject to change at any time without notice. Data charges may apply. To learn more, go to <https://www.toyota.com/audio-multimedia/>. To learn more about Toyota's Connected Services data collection, use, sharing and retention practices, please visit <https://www.toyota.com/support/privacy-notice/>. 38. Trial length and service availability may vary by model, model year or trim. Service will automatically stop at the end of your trial subscription period unless

DISCLOSURES

you decide to continue service. If you do not wish to enjoy your trial, you can cancel by calling the number below. All SiriusXM services require a subscription, each sold separately by SiriusXM after the trial period. **Service subject to the SiriusXM Customer Agreement and Privacy Policy; visit www.siriusxm.com to see complete terms and how to cancel which includes calling 1-866-635-2349.** Some services and features are subject to device capabilities and location availability. All fees, content and features are subject to change. SiriusXM, Pandora and all related logos are trademarks of Sirius XM Radio Inc. and its respective subsidiaries. **39.** Airbag systems supplement the seatbelts and are designed to inflate only under certain conditions and in certain types of severe collisions. Always wear seatbelt, sit upright in middle and as far back in seat as possible to help decrease risk of injury. Do not put objects in front of an airbag. See *Owner's Manual* for limitations. **40.** The Rear-Seat Reminder does not sense objects in the rear seat. The Rear-Seat Reminder is designed to recognize a unique rear-door opening pattern that may be consistent with an object being placed in the rear seating area. See *Owner's Manual* for additional details. **41.** Do not rely exclusively on the Rear Cross-Traffic Alert. Visually confirm clearance during use. See *Owner's Manual* for limitations. **42.** Do not exceed 120V. See *Owner's Manual* for additional limitations and details. **43.** JBL® is a registered trademark of Harman International Industries, Inc. **44.** The Panoramic View Monitor does not provide a comprehensive view of the area surrounding your vehicle. Look around to confirm clearance. See *Owner's Manual* for limitations. **45.** Be sure to obey traffic regulations and maintain awareness of road and traffic conditions at all times. System functionality and accuracy of information depends on many factors. Use common sense when relying on information provided. Services and programming subject to change. Updates may be at an additional cost. See *Owner's Manual* for limitations. **46.** Net combined horsepower. **47.** Rated for 1500 watts shared between both outlets. See *Owner's Manual* for additional limitations and details. **48.** Extra-cost color. **49.** Do not overload your vehicle. See *Owner's Manual* for weight limits and restrictions. **50.** Toyota strives to build vehicles to match customer interest and thus they typically are built with popular options and option packages. Not all options/packages are available separately and some may not be available in all regions of the country. See toyota.com for information about options/packages commonly available in your area. If you would prefer a vehicle without any or with different options, contact your dealer to check for current availability or the possibility of placing a special order. Color(s) depicted may vary based on multiple factors, including ambient lighting and the format in which it is being viewed (e.g., computer, mobile device or print). **51.** An active Remote Connect trial or subscription is required to use the features mentioned in the Toyota app. **52.** Downhill Assist Control is designed to help driver maintain vehicle control and speed on steep, downhill descents and is not a substitute for safe driving judgment and practices. Factors including speed, grade, surface conditions and driver input can affect the DAC's ability to prevent loss of control. See *Owner's Manual* for additional limitations and details. **53.** Hill Start Assist Control is designed to minimize backward rolling on steep ascents. Not a substitute for safe driving judgment and practices. Speed, grade, surface conditions, driver input, etc., can all affect HAC function. See *Owner's Manual*. **54.** The engine immobilizer is a state-of-the-art anti-theft system initiated when the key is inserted into ignition switch or a Smart Key fob is in/near the vehicle. Engine will only start if the code in the transponder chip inside the key/fob matches the code in vehicle's immobilizer. The transponder chip is embedded in the key/fob and can be costly to replace. For lost key or fob, see a Toyota dealer or go to www.aloa.org to find a qualified locksmith for high-security key service. **55.** Front and Rear Parking Assist with Automatic Braking (PA w/AB) may warn drivers of, and potentially brake for front and rear collisions with certain objects when traveling at low speeds. Drivers should visually confirm clearance during use. See *Owner's Manual* for instructions and limitations. **56.** Proactive Driving Assist (PDA) is designed to detect certain objects or curves in the road and provide gentle braking and/or steering support. PDA is not a substitute for safe and attentive driving. System effectiveness depends on many factors, such as speed, size and position of detected objects and weather, light and road conditions. See *Owner's Manual* for additional limitations and details. **57.** The backup camera does not provide a comprehensive view. Always look over shoulder and use outside mirrors. See *Owner's Manual* for limitations. **58.** The Tire Pressure Monitor System alerts the driver when tire pressure is critically low. For optimal tire wear and performance, tire pressure should be checked regularly with a gauge; do not rely solely on the monitor system. See *Owner's Manual* for limitations and details. **59.** Vehicle Stability Control is not a substitute for safe and attentive driving practices. Factors including speed, road conditions, weather and steering input can affect whether VSC will be effective. See *Owner's Manual* for limitations. **60.** Brake Assist is designed to help the driver take advantage of ABS and is not a substitute for safe driving practices. Braking effectiveness also depends on proper vehicle maintenance, tire and road conditions. See *Owner's Manual* for additional limitations and details. **61.** Smart Stop Technology® will reduce power to help the brakes bring vehicle to a stop during certain contemporaneous brake and accelerator pedal applications. See for limitations. **62.** Predictive Fuel-Efficient Drive systems require a destination entry in the navigation system for use. See *Owner's Manual* for details. **63.** Before towing, confirm Stop and Start Engine System is disengaged (V6 gas models only). **64.** EV Mode lets you operate solely on battery power at low speeds for short distances and in limited circumstances, such as in a parking garage. Different conditions may prevent or limit usage. See your *Owner's Manual* for instructions and limitations. **65.** Meets Tier-2/Bin-3 Federal emissions standard **66.** Trailer-Sway Control (TSC) is an electronic system designed to help the driver maintain vehicle control under adverse conditions. It is not a substitute for safe driving practices. Factors including speed, road conditions, weather and driver steering input can all affect whether TSC will be effective in preventing a loss of control. See *Owner's Manual* for additional limitations and details.

Toyota strives to build vehicles to match customer interest and thus they typically are built with popular options and option packages. Not all options/packages are available separately and some may not be available in all regions of the country. See toyota.com for information about options/packages commonly available in your area. If you would prefer a vehicle without any or with different options, contact your dealer to check for current availability or the possibility of placing a special order.

Color(s) depicted may vary based on multiple factors, including ambient lighting and the format in which it is being viewed (e.g., computer, mobile device or print).

Toyota Grand Highlander is designed to meet most off-road driving requirements. Abusive use may result in bodily harm or damage. Toyota encourages responsible operation to protect you, your vehicle and the environment. Seatbelts should be worn at all times. Please do not allow passengers to ride in the cargo area. Towing hitch receivers/ball mount kits are not intended to provide crash protection.

For details on vehicle specifications, standard features and available equipment in your area, contact your Toyota dealer. A vehicle with particular equipment may not be available at the dealership. Ask your Toyota dealer to help locate a specifically equipped vehicle.

All information presented herein is based on data available at the time of posting, is subject to change without notice and pertains specifically to mainland U.S.A. vehicles only. Vehicles shown may be prototypes, shown using visual effects and/or shown with options. Actual models may vary.



Mobility

For Toyota Mobility program details, go to www.toyota.com/mobility or call the Toyota Brand Engagement Center at 1-800-331-4331

See numbered footnotes in Disclosures section.